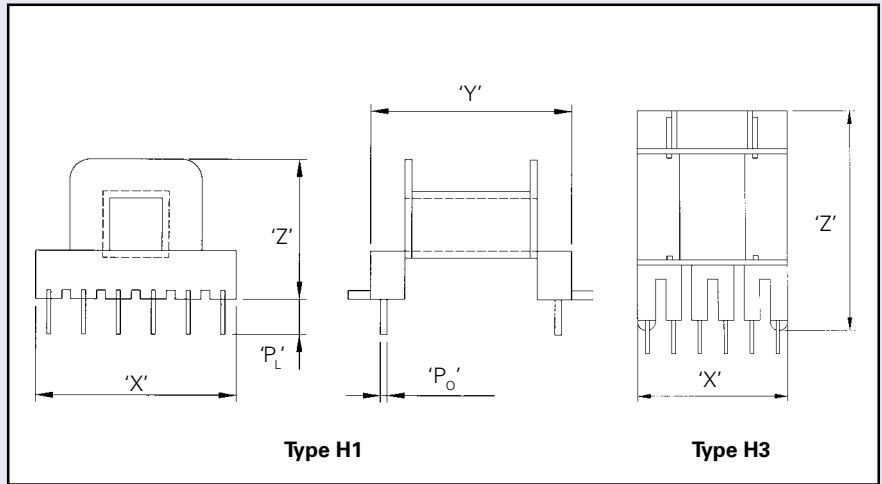

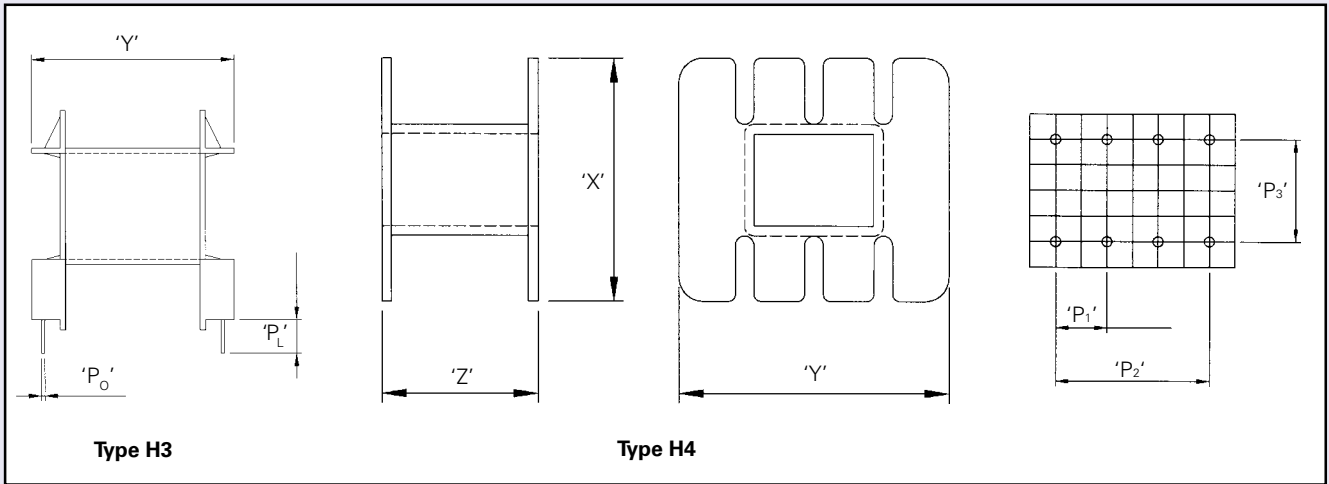


EE Coilformers 59-XXX-



Part No.	Type	Dimensions			Winding Data		No. of sections
		'X'	'Y'	'Z'	A _N (mm ²)	I _N (mm)	
59-140-64	H ₁	17.50	17.50	11.80	25.0	30.0	Single
59-030-66	H ₄	21.10	18.60	12.90	56.2	41.0	Single
59-031-66	H ₁	24.00	18.90	19.90	52.3	41.8	Single
59-130-66	H ₁	28.8	28.8	20.0	83.4	44.8	Single
59-010-66	H ₄	23.60	20.30	16.20	73.4	55.3	Single
59-020-66*	H ₄	27.70	24.90	16.0	97.3	61.2	Single
59-100-66	H ₁	29.0	38.0	35.0	165.0	90.0	Single
59-113-66	H ₃	29.0	39.7	38.6	180	88	Single
59-120-66	H ₃	29.0	39.7	42.9	180	98	Single
59-150-66	H ₃	37.0	44.7	47.4	280	110	Single
59-170-66	H ₃	37.0	44.7	51.4	280	117	Single
59-240-66	H ₃	40.0	52.6	55.9	414	134	Single

* Two coilformers required for a pair of E Cores. 32-020-XX

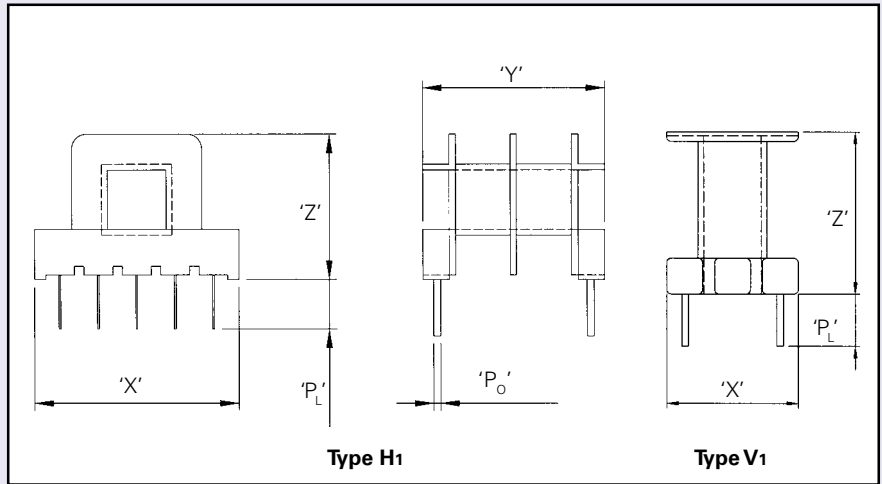



Pin Details						Material	Clip Part Number
8	0.85	5.0	20.0	15.0	3.50	Glass filled Phenolic	76-077-95
-	-	-	-	-	-	Glass filled Nylon 66	-
10	0.95*	5.08	20.32	15.24	5.0	G.F. Nylon 66 (VO)	-
12	0.95*	5.00	25.0	25.0	5.0	G.F. Nylon 66 (VO)	-
-	-	-	-	-	-	G.F. Nylon 66	-
-	-	-	-	-	-	G.F. Nylon 66	-
10	1.10**	5.00	20.0	35.0	10.5	G.F. Nylon 66	-
12	Sq.0.70	5.08	25.40	35.56	4.1	G.F. Nylon 66 (VO)	-
12	Sq.0.70	5.08	25.40	35.56	4.1	G.F. Nylon 66 (VO)	76-069-95
14	Sq.0.70	5.08	30.48	40.64	4.5	G.F. Nylon 66 (VO)	76-069-75
14	Sq.0.70	5.08	30.48	40.64	4.5	G.F. Nylon 66 (VO)	76-069-75
16	Sq.1.0	5.08	35.56	45.72	4.5	G.F. Nylon 66 (VO)	-

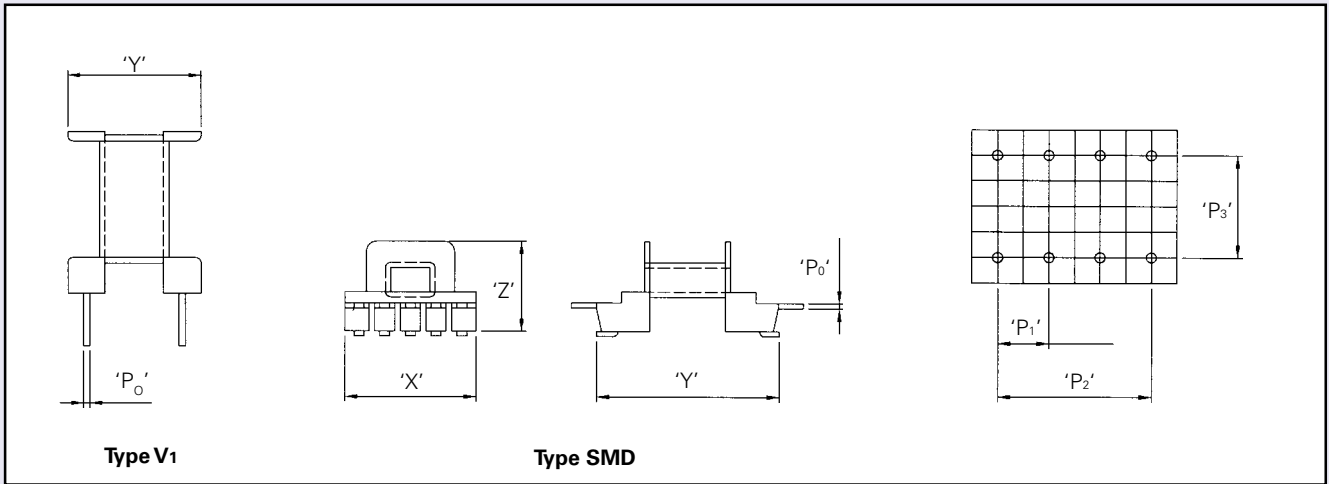
* Fitted with rectangular tag 0.95 x 1.1mm

** Fitted with rectangular tag 0.6 x 1.1mm

EF Coilformers 59-XXX-



Part No.	Type	Dimensions			Winding Data		No. of sections
		'X'	'Y'	'Z'	A _N (mm ²)	I _N (mm)	
59-200-66	H ₁	12.70	12.70	9.60	11.6	24.0	Single
59-201-66	H ₁	12.70	12.70	9.60	10.8	24.0	Double
59-205-76	SMD	13.00	18.00	8.90	12.0	30.6	Single
59-206-76	SMD	13.00	18.00	8.90	11.2	30.6	Double
59-370-66	H ₁	13.10	16.00	11.10	21.6	33.0	Single
59-371-66	H ₁	13.10	16.00	11.10	20.10	33.0	Double
59-375-66	V ₁	11.10	11.10	16.00	21.6	33.0	Single
59-376-66	V ₁	11.10	11.10	16.00	20.1	33.0	Double
59-180-66	H ₁	20.00	20.00	15.50	34.8	39.0	Single
59-181-66	H ₁	20.00	20.00	15.50	32.1	39.0	Double
59-185-66	V ₁	13.90	13.90	16.80	34.8	39.0	Single
59-186-66	V ₁	13.90	13.90	16.80	32.1	39.0	Double
59-190-66	H ₁	27.00	24.10	19.10	56.4	48.0	Single
59-191-66	H ₁	27.00	24.10	19.10	53.1	48.0	Double
59-196-64	V ₁	17.20	17.20	20.80	56.4	52.0	Single
59-360-66	H ₁	32.00	29.40	23.70	96.9	60.0	Single
59-361-66	H ₁	32.00	29.40	23.70	92.4	60.0	Double
59-365-66	V ₁	22.20	22.20	27.20	96.9	60.0	Double



Pin Details						Material	Clip Part Number
No. of	P ₀	P ₁	P ₂	P ₃	P _L		
6	0.66*	5.08	10.16	10.16	5.50	G.F. Nylon 66 (VO)	76-075-95
6	0.66*	5.08	10.16	10.16	5.50	G.F. Nylon 66 (VO)	76-075-95
10	0.45*	2.54	10.16	16.20	-	PPS (VO)	76-075-95
10	0.45*	2.54	10.16	16.20	-	PPS (VO)	76-075-95
6	0.66*	5.00	10.00	12.50	5.50	G.F. Nylon 66	76-076-95
6	0.66*	5.00	10.00	12.50	5.50	G.F. Nylon 66	76-076-95
6	0.66*	3.75	7.50	7.50	5.50	G.F. Nylon 66	76-076-95
6	0.66*	3.75	7.50	7.50	5.50	G.F. Nylon 66	76-076-95
8	0.66*	5.00	15.0	15.0	3.50	G.F. Nylon 66	76-077-95
8	0.66*	5.00	15.0	15.0	3.50	G.F. Nylon 66	76-077-95
6	0.66*	5.00	10.0	10.0	5.00	G.F. Nylon 66	76-077-95
6	0.66*	5.00	10.0	10.0	5.00	G.F. Nylon 66	76-077-95
10	0.95†	5.08	20.32	20.32	5.20	G.F. Nylon 66 (VO)	76-078-95
10	0.95†	5.08	20.32	20.32	5.20	G.F. Nylon 66 (VO)	76-078-95
6	0.85	5.08	10.16	12.70	9.00	G.F. Phenolic	76-078-95
12	0.88**	5.08	25.40	25.40	3.50	G.F. Nylon 66	76-079-95
12	0.88**	5.08	25.40	25.40	3.50	G.F. Nylon 66	76-079-95
6	0.88**	7.50	15.0	15.0	5.0	G.F. Nylon 66	76-079-95

* Rectangular wire 0.66 x 0.45mm

** Rectangular wire 0.88 x 0.60mm

† Tag 0.95 x 0.45mm

