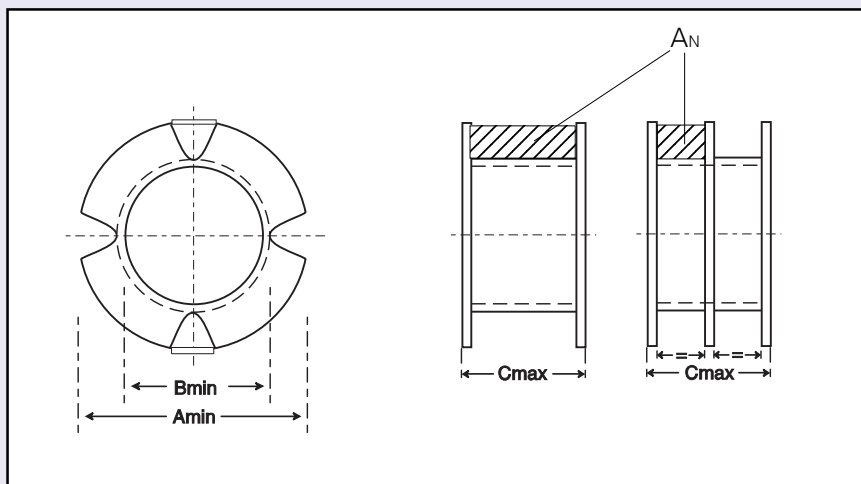




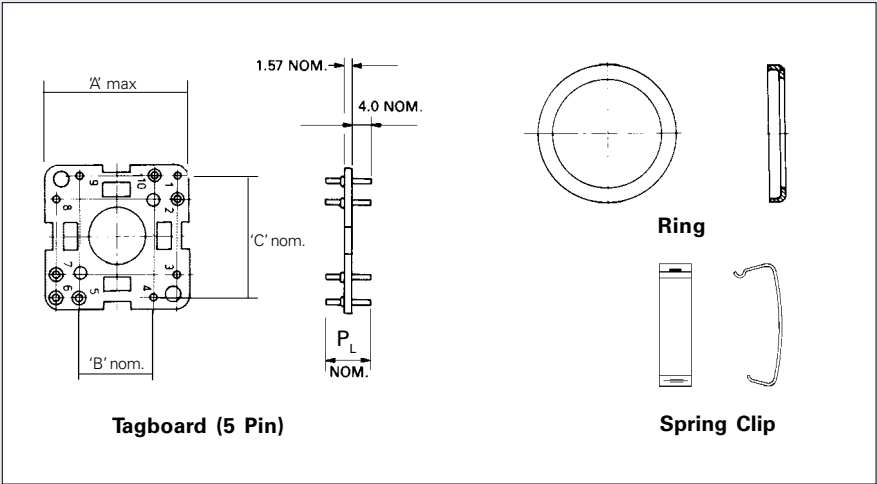
# Pot Core Bobbins 60-1XXX-



Part No.	Core Type	Dimensions			Winding Data		No. of sections
		'A'	'B'	'C'	A <sub>N</sub> (mm <sup>2</sup> )	I <sub>N</sub> (mm)	
60-1000-72	10x7	8.13	4.39	4.20	5.6	20.5	Single
60-1040-72	14x9	11.40	6.20	5.60	10.2	28.8	Single
60-1080-72	18x11	14.83	8.15	7.20	17.4	37.4	Single
60-1081-72	18x11	14.83	8.15	7.20	6.7	17.4	Double
60-1120-72	21x14	17.68	9.88	8.60	24.7	44.7	Single
60-1160-72	25x16	21.05	11.60	10.20	35.7	26.6	Single
60-1200-72	30x19	23.86	14.06	12.00	43.5	61.5	Single
60-1201-72	30x19	23.86	14.06	12.00	15.7	61.5	Double
60-1240-72	35x23	28.68	16.62	14.58	65.9	73.4	Single
60-1280-72	45x29	36.54	20.69	18.80	114.0	92.8	Single

\* Manufactured in Polyacetal - colour green  
 Flammability - ULHB  
 Maximum working temperature 110°C

# Pot Core Accessories



Part Code	Pin Details				Spring Clip Part No.	Ring Part Number
	A	B	C	P <sub>L</sub>		
70-7703-90*	13.34	10.16	10.16	9.65	76-7701-95	76-7702-95
70-7712-90	19.65	10.16	15.24	9.65	76-7711-95	76-7712-95
70-7722-90	22.15	12.7	17.78	9.65	76-7721-95	76-7722-95
70-7732-90	24.65	15.24	20.32	9.65	76-7731-95	76-7732-65
70-7742-90	30.15	25.24	25.40	9.65	76-7741-95	76-7742-95
70-7752-90	32.95	17.78	27.94	9.65	76-7751-95	76-7752-95
70-7762-90	40.15	22.86	33.02	9.65	76-7761-95	76-7762-95
70-7772-90	50.15	33.02	43.18	9.65	76-7771-95	76-7772-95

\* 4 pin version.

Base plates are manufactured from SRBP with tinned brass pins.

Spring clips are made from spring steel and nickel flash dipped .

The securing rings are turned from zinc plated mild steel.

These may also be used with the 2 slot version and an alternative ring and clip may be quoted in some cases.